

TAPE NEXT PAGE HERE

Foot

8"

7"

6"

5"

4"

3"

2"

1"




Disney

Disney My Friends
Tigger & Pooh

© Disney

Name _____



Instructions

Have a grown-up cut along the dotted line on each page.
Tape the pages together to create your very own
My Friends Tigger and Pooh Growth Chart.

Page 1 of 6

PlayhouseDisney.com

TAPE NEXT PAGE HERE



Instructions

Have a grown-up cut along the dotted line on each page.
Tape the pages together to create your very own
My Friends Tigger and Pooh Growth Chart.


Page 2 of 6

PlayhouseDisney.com



© Disney

TAPE NEXT PAGE HERE



Instructions

Have a grown-up cut along the dotted line on each page.
Tape the pages together to create your very own
My Friends Tigger and Pooh Growth Chart.

Page 3 of 6

PlayhouseDisney.com



© Disney

TAPE NEXT PAGE HERE

Feet

32"

31"

30"

29"

28"

27"

26"

25"



Instructions

Have a grown-up cut along the dotted line on each page.
Tape the pages together to create your very own
My Friends Tigger and Pooh Growth Chart.


Page 4 of 6

PlayhouseDisney.com



© Disney

TAPE NEXT PAGE HERE



Instructions


Have a grown-up cut along the dotted line on each page.
Tape the pages together to create your very own
My Friends Tigger and Pooh Growth Chart.

Page 5 of 6

PlayhouseDisney.com



© Disney



Instructions

Have a grown-up cut along the dotted line on each page.
Tape the pages together to create your very own
My Friends Tigger and Pooh Growth Chart.

Page 6 of 6

PlayhouseDisney.com



© Disney