


TAPE NEXT PAGE HERE




Instructions


Have a grown-up cut along the dotted line on each page.
Tape the pages together to create your very own
My Friends Tigger and Pooh Growth Chart.

Page 1 of 6

PlayhouseDisney.com



TAPE NEXT PAGE HERE




Instructions

Have a grown-up cut along the dotted line on each page.
Tape the pages together to create your very own
My Friends Tigger and Pooh Growth Chart.

Page 2 of 6

PlayhouseDisney.com



© Disney

TAPE NEXT PAGE HERE

2 Feet

23"

22"

21"

20"

19"

18"


17"

Instructions

Have a grown-up cut along the dotted line on each page.
Tape the pages together to create your very own
My Friends Tigger and Pooh Growth Chart.



Page 3 of 6

PlayhouseDisney.com



© Disney

TAPE NEXT PAGE HERE



Instructions

Have a grown-up cut along the dotted line on each page.
Tape the pages together to create your very own
My Friends Tigger and Pooh Growth Chart.

Page 4 of 6

PlayhouseDisney.com



© Disney

TAPE NEXT PAGE HERE



Instructions

Have a grown-up cut along the dotted line on each page.
Tape the pages together to create your very own
My Friends Tigger and Pooh Growth Chart.



Page 5 of 6

PlayhouseDisney.com



© Disney

4 Feet



Instructions

Have a grown-up cut along the dotted line on each page.
Tape the pages together to create your very own
My Friends Tigger and Pooh Growth Chart.

Page 6 of 6

PlayhouseDisney.com